

Contents

About this workbook	iv
Unit 1: Bike Ride	1
Unit 2: Just Stop!	7
Unit 3: A Quick Meal	13
Unit 4: Way Too Tired!	19
Unit 5: Cell Talk	25
Unit 6: Good Time, Bad Time	31
Unit 7: A Lucky Man	37
Unit 8: Bedtime Blues	41
Unit 9: The Boss	45
Unit 10: His Dreams	49
Unit 11: Up in Smoke?	53
Unit 12: I Miss You	57
Answer Key	61

Bike Ride

Letters: R r and V v

Word Family: an

- Look at the picture. What do you see?



- This is Roz.
Roz makes a car crash happen.
How do you think
Roz makes a car crash happen?
- Your teacher will read the story on page 2.
Look at the words and pictures as your teacher reads.
Find out how the car crash happens.

Bike Ride

Roz rides a bike to work.

Roz has to cross a road.

The road is very busy.

Roz waits at a crosswalk.

A van stops for Roz.

Roz can cross the road.



BOOM!

A car hits the van.

A lady gets out of the van.

A man gets out of the car.

Roz gives the lady her number.

Roz says, "Call me if you need a witness."



© BigStockPhoto/Paul Vorobyov

Roz gets a call a year later.

The call is from the lady.

The lady asks Roz to her wedding.

The lady says, "I want to thank you and your bike."



▶▶ Talk about the Story

1. Why do you think the lady thanks Roz and her bike?

2. The title of this story is **Bike Ride**.

Explain how the title matches the story. Think of a new title.

Word Family

1. Say these words: **can** **man**
They belong to the **an** word family.

A word family is a group of words that
(1) sound the same and
(2) have the same letter pattern.

2. Read the rhyme below with your teacher.
Circle the words with the **an** letter pattern.

A car hits a lady in a van.
What good luck! She meets her man.

3. Read the words in the box with your teacher.
Think of two more words in the **an** word family.
Your teacher will print the words on the lines.

an
can
man
van

Letters and Sounds


1. Your teacher will read the words in the box.
The words begin with the letter **r**.
What sound does the letter **r** make?

Roz road
ride

The letter **r** makes the sound /r/.
Now read the words with your teacher.

2. Think of three more words that begin with the sound /r/.
Your teacher will print the words on the lines.

3. What do you see in each picture?
Say the word. Then say the first sound of the word.
Does the word begin with the sound /r/? Circle yes or no.



(a) yes no



(b) yes no



(c) yes no

4. Your teacher will read the words in the box.
The words begin with the letter v.
What sound does the letter v make?

van very

The letter v makes the sound /v/.
Now read the words with your teacher.

5. What do you see in each picture?

Say the word. Then say the first sound of the word.


Does the word begin with the sound /v/? Circle yes or no.



(a) yes no



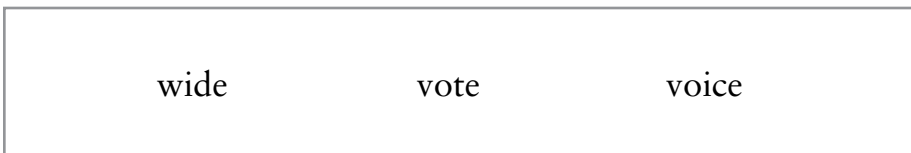
(b) yes no



(c) yes no

6. Your teacher will read the words in the box.

Listen. Circle the words that begin with the sound /v/.



Predict Words

Your teacher will read each sentence on page 6.

Sound out the first letter of the missing word.

Say a word that makes sense. Your teacher will print the word.

-
1. Her favourite colour is r_____ .
 2. He put the flowers in a v_____ .
 3. How much is the r_____ for this apartment?
 4. Peas and carrots are my favourite v_____ .
 5. I use my r_____ hand, not my left hand.

Assisted Reading

1. Read the story on page 2 again with your teacher.
2. Circle three words you want to learn. Copy the words into your dictionary.

Is a word hard to read?
Active readers use these strategies:

- Look for a letter pattern.
- Think of a word that makes sense.
- Sound out the letters they know.
- Ask someone for help.
- Skip the word.

Assisted Writing

1. Choose a topic from the box. Tell a story about it.
2. Watch your words turn into print. Your teacher will write down your story.

- How you met an important person in your life
- An accident that you witnessed

