



# Emily Carr

## • Reading Comprehension •

### Activity **1** Stop and Think

Read the paragraphs.  
Stop and think as you read.

Good readers are active readers.


Good readers stop and think about what they are reading. Active reading helps readers understand the ideas.

Emily saves her money. She studies art in England and France. Some French artists paint with bold colours. These artists are called the “wild beasts.” Emily learns how to paint like the French artists. She starts to paint with bold strokes of colour.

**Stop and think:** Why do you think the artists are called the “wild beasts”?

Emily returns to Canada. Emily sees the world in a new way. Emily paints as she sees. Emily paints as she feels. Sometimes, she paints the skies yellow. Sometimes, she paints the water red. Emily has found her style. Her paintings are unique.

**Stop and think:** Imagine you are painting the sky right now. What colour do you paint it? Why?



© Surge of Spring by Emily Carr (1871-1945) Private Collection/  
Photo © Christie's Images/The Bridgeman Art Library

## Activity 2 Main Idea and Details



Check the details that support each main idea.

The first one is an example.

Good readers can find the main idea and details.

The main idea is the important idea. The details support the main idea.

The details help you understand and remember the main idea.

Main idea	Details
Emily faces hard times	<ul style="list-style-type: none"> <li>✓ Emily has a heart attack.</li> <li>✓ Emily's parents die when she is in her teens.</li> </ul> <p>Some people think Emily is odd. She does not care.</p>
1. Emily loves all animals.	<p>(a)___ Emily has a parrot and a monkey.</p> <p>(b)___ Emily has rats as pets.</p> <p>(c)___ People see Emily with her pets.</p>
2. Hard work never scares Emily.	<p>(a)___ To make extra money, Emily breeds dogs.</p> <p>(b)___ Emily meets an important artist.</p> <p>(c)___ Emily rents out rooms in her house.</p>

## Activity 3 Invisible Messages



Read the writer's words.

Figure out the invisible message.

Writers do not always explain everything.

Sometimes, writers expect readers to read between the lines. Writers expect readers to figure out the invisible message.

The writer's words	The invisible message
The First Nations people call Emily Klee Wyck. Klee Wyck means Laughing One.	The First Nations people like Emily.
1. Emily wants to get away from her sisters.	
2. Emily does not want to marry. She can make a living on her own.	

**Activity****4****Fact and Opinion**

Read the sentences.

Write (F) for fact or (O) for opinion.

1. Emily saves her money to study art. \_\_\_\_\_  
Emily is stubborn. \_\_\_\_\_
2. Emily is a free spirit. \_\_\_\_\_  
Many people are shocked by Emily's paintings. \_\_\_\_\_
3. Emily is one of Canada's greatest artists. \_\_\_\_\_  
Emily's painting sells for over two million dollars. \_\_\_\_\_

Good readers know the difference between facts and opinions.

Facts can be proven.

Opinions are personal beliefs.

**Activity****5****The Table of Contents**

Read each question.

Look at the Contents page in your book.

Which chapter has the answer to the question?

Write the name of the chapter.

Find the answer to the question. Write the answer.

Good readers use the Table of Contents.

The Table of Contents helps readers find information quickly.

Question	Chapter	Answer
Where does Emily live as a child?	Early Years	Victoria
1. When was Emily born?		
2. What promise does Emily make?		
3. Who helps Emily grow as an artist?		

## Activity 6 Make a Connection

Read the idea from the story.  
Make a connection to your life.

Reading is more than understanding  
the ideas on a page.

Good readers connect the ideas  
to their lives.

### Idea

Emily saves her money. She studies  
art in England and France.



### Your Life

Emily has a goal. She works hard  
to reach the goal.

Think of a goal you reached in your life.

Describe the support you had to reach your goal.

Who did you talk to about your goal?

Who did you ask for advice?

Who helped you? How?

Describe any challenges you had in reaching the goal.

How did you overcome these challenges?

How did working on this goal make your life better?

What did you learn from the experience?

Think of a goal you want to reach.

Describe the support you have to reach your goal.

Describe any challenges you have faced so far.

How did you (will you) overcome these challenges?

How is working on this goal making your life better?

What have you learned so far?



© Image I-68874 courtesy of Royal BC Museum, BC Archives.

# • Writing •

## Activity 1 Write Your Ideas

Complete these paragraphs about reaching goals.  
Use your ideas from Activity 6.  
Your teacher will help you with spelling.

### Paragraph 1

One goal I reached in my life was \_\_\_\_\_  
\_\_\_\_\_. I was able  
to reach this goal because \_\_\_\_\_  
\_\_\_\_\_. My life is  
better now because \_\_\_\_\_.

### Paragraph 2

One goal I want to reach is \_\_\_\_\_  
\_\_\_\_\_. I feel I will reach  
this goal because \_\_\_\_\_  
\_\_\_\_\_. Working on this  
goal has taught me \_\_\_\_\_.

Read each paragraph out loud.  
Which paragraph do you like better?  
Copy the paragraph on the lines.  
Check for capital letters and end punctuation.

---

---

---

---

Good writers know that  
writing is a process.  
Good writers think of ideas  
before they write.  
Good writers check their writing.



© BigStockPhoto/Iconcept

## Activity

# 2

## Organize Ideas



Read the details for Idea Maps 1 and 2.

Are the details about Emily as a child, as an adult, or both?

Copy the details into the correct box.  
The first one is an example.

Good writers know  
that writing is a process.

Good writers organize their ideas  
before they write.

One way to organize ideas is to use  
comparison and contrast.

### Idea Map 1

#### Details

loves animals ✓

has rats for pets

has dogs for pets

has a monkey and a parrot

loves nature

loves art

**Emily  
as a child**

**Emily  
as an adult**

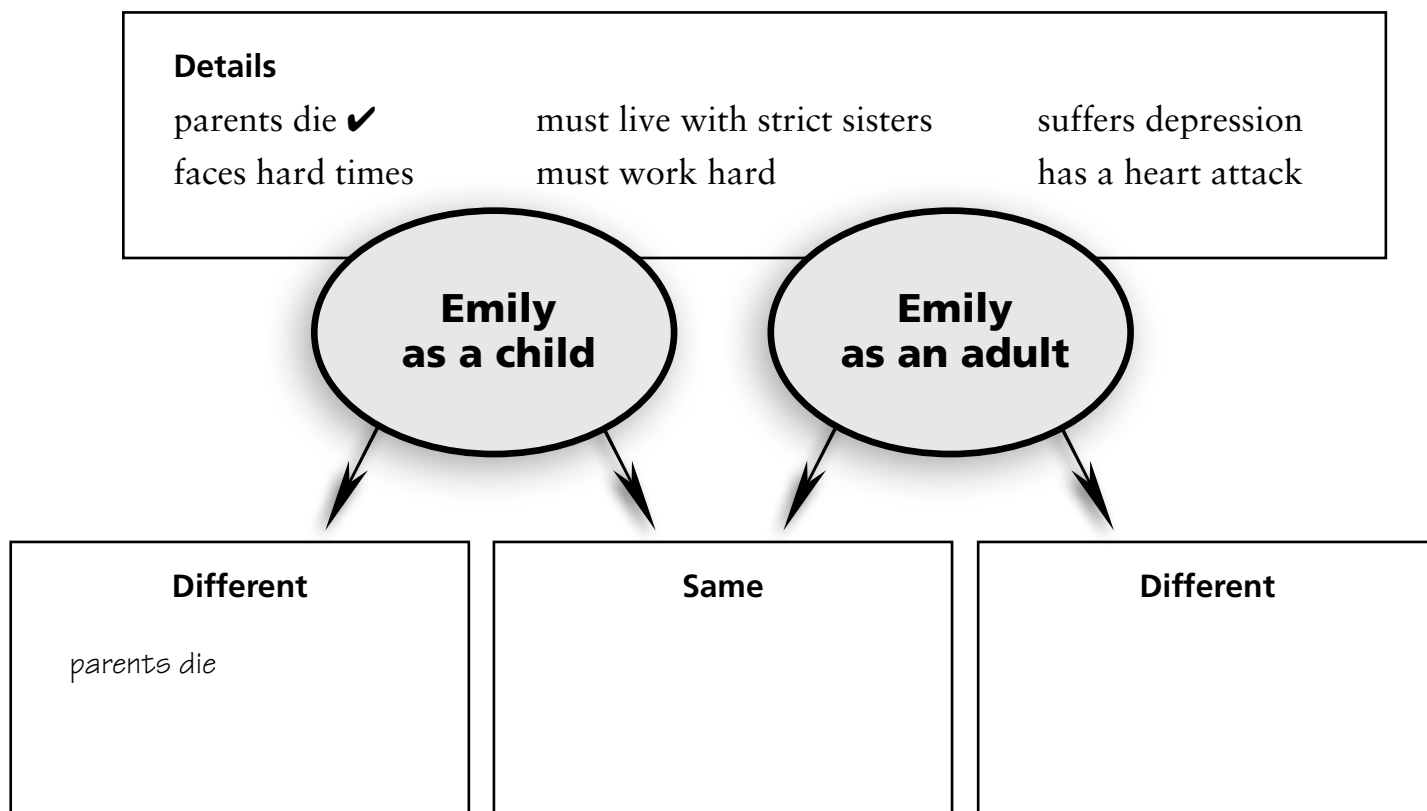
**Different**

**Same**

**Different**

*loves animals*

## Idea Map 2



Choose details from Idea Maps 1 and 2 to complete the paragraphs.

### Idea Map 1    Paragraph 1

As both a child and adult, Emily loves animals, \_\_\_\_\_ ,  
 and \_\_\_\_\_. As an adult, she has rats for pets. She also  
 has a \_\_\_\_\_ and a \_\_\_\_\_ .

### Idea Map 2    Paragraph 2

As both a child and adult, Emily \_\_\_\_\_.  
 As a child, Emily's parents \_\_\_\_\_.  
 Emily must \_\_\_\_\_ .

### Paragraph 3

As an adult, Emily must \_\_\_\_\_ to make  
 a living. Emily suffers \_\_\_\_\_ and  
 \_\_\_\_\_ .

## Activity

# 3

## Use Capital Letters and Punctuation



Look at these sentences.

Circle the capital letters and end punctuation.

1. Emily Carr is born in 1871.
2. She grows up in Victoria.
3. The First Nations people give Emily a nickname.
4. Does Emily become famous?

### In this activity...

#### use capital letters

at the beginning of a sentence,  
with names of people and places, and  
with names of groups of people.

#### use punctuation

at the end of a sentence.

Read these sentences.

Add capital letters and end punctuation.

5. why does emily leave her sisters
6. she studies in england and france
7. emily spends time in a first nations village
8. what does the name klee wyck mean

Read these paragraphs.

Add capital letters and end punctuation.

### Paragraph 1

emily works hard to survive she goes  
to ottawa she meets lawren harris they  
become friends

### Paragraph 2

lawren harris is a famous canadian he  
was a painter emily carr becomes famous  
she becomes one of canada's greatest  
artists

# • Word Attack Skills •

## Activity

# 1

### Predict the Word



Complete each paragraph.

Use the pictures to predict the word.

Readers see new words all the time.  
They need to decode the new words.

Good readers decode words  
in different ways.

They use pictures to predict words.  
They use meaning clues to predict words.

These are two ways to decode words.

© Image C-05229 courtesy of  
Royal BC Museum, BC Archives.



### Paragraph 1

Emily loves \_\_\_\_\_. She has  
\_\_\_\_\_ dogs.

© Image G-05003 courtesy of  
Royal BC Museum, BC Archives.



### Paragraph 2

This is a First Nations \_\_\_\_\_.  
The homes are close to the \_\_\_\_\_.  
The closest totem has a(n) \_\_\_\_\_  
on top.

Complete each sentence.

Use meaning clues to predict the word.

1. Emily \_\_\_\_\_ with bold strokes of colour.
2. Emily rents out \_\_\_\_\_ in her house.
3. Emily has a heart \_\_\_\_\_.

## Activity 2 Find Common Patterns

Look at each word in the box.

Each word has a common pattern.

Group the words under the correct pattern.

<i>nice</i> ✓	<i>rice</i>	<i>mice</i>	<i>yell</i>
<i>bold</i>	<i>sold</i>	<i>well</i>	<i>price</i>
<i>tell</i>	<i>sell</i>	<i>cold</i>	<i>told</i>

Good readers look for common patterns in words.

This is another way to decode words.

**ice**

**old**

**ell**

*nice*

Read the sentences in the box.

Circle the words that have one of these patterns:

**ice old ell**

Many words have common patterns.

The patterns look and sound the same.

### Find the Common Patterns



1. Emily grows up in a nice home.
2. People will pay a high price for her art.
3. Emily uses bold colours in her art.
4. A painting sold for two million dollars.
5. Lawren tells Emily she has a lot of talent.
6. After her death, Emily's paintings start to sell.

## Activity 3 Divide and Conquer



Read these words.

Look for common endings.

Write the base word on the line.

older                      old

sisters                    sister

1. younger                \_\_\_\_\_

2. loves                    \_\_\_\_\_

3. animals                \_\_\_\_\_

4. uses                     \_\_\_\_\_

5. drawing                \_\_\_\_\_

6. stricter                 \_\_\_\_\_

7. parents                 \_\_\_\_\_

Many words have a base word with a common ending.

Good readers look for base words and common endings

This is another way to decode words.

8. painting                \_\_\_\_\_

9. shocked                \_\_\_\_\_

10. published             \_\_\_\_\_

11. richer                  \_\_\_\_\_

12. books                  \_\_\_\_\_

13. paintings             \_\_\_\_\_

14. laughing              \_\_\_\_\_

Read each sentence out loud.

Circle the words with common endings.

15. Emily has four older sisters.

16. Her sisters are stricter than her parents.

17. Emily has a younger brother.

18. She loves animals.

19. She loves drawing.

20. Painting is her passion.

21. Emily uses what she has.

22. Many people are shocked by her paintings.

23. The people call her Klee Wyck, or Laughing One.


24. Emily published three books.

25. Canada is richer because of Emily Carr.

# •Crossword•



Emily Carr



## Crossword Clues

All the answers to the clues are from Emily Carr's biography.

### ACROSS

1. we use this to write
4. maple, oak, willow, elm
5. opposite of younger
6. pages of a book are made of this
8. not fast
10. a person who writes for a living
11. not dead
13. birds, monkeys, rats, dogs

### DOWN

1. young dogs
2. red, blue, green, pink
3. England, France, Canada
4. comes between two and four
7. another word for scared
9. opposite of man
10. we do this to make money
12. another word for promises  
(rhymes with cows)

# • ANSWER KEY •



## Emily Carr

- Main Idea and Details:** (1) a, b (2) a, c
- Invisible Messages\*:** (1) Emily does not like her sisters. Emily does not like living with her sisters. Emily's sisters are not kind to Emily. (2) Emily wants to be independent. Emily feels she can take care of herself.
- Fact and Opinion:** (1) F/O (2) O/F (3) O/F
- Table of Contents:** (1) Early Years / 1871 (2) Emily's Vow / to use her art to record the life of First Nations people (3) Emily's Mentor / Lawren Harris
- Organize Ideas: Idea Map 1: Different:** no details **Same:** loves animals / has dogs for pets / loves nature / loves art **Different:** has rats for pets / has a monkey and parrot **Idea Map 2: Different:** parents die / must live with strict sisters **Same:** faces hard times **Different:** must work hard / suffers depression / has a heart attack **Paragraph 1:** nature / art / monkey / parrot **Paragraph 2:** faces hard times / die / live with her strict sisters **Paragraph 3:** work hard / depression / has a heart attack
- Use Capital Letters and Punctuation:** (1) Emily Carr is born in 1871. (2) She grows up in Victoria. (3) The First Nations people give Emily a nickname. (4) Does Emily become famous? (5) Why does Emily leave her sisters? (6) She studies in England and France. (7) Emily spends time in a First Nations village. (8) What does the name Klee Wyck mean? **Paragraph 1:** Emily works hard to survive. She goes to Ottawa. She meets Lawren Harris. They become friends. **Paragraph 2:** Lawren Harris is a famous Canadian. He was a painter. Emily Carr becomes famous. She becomes one of Canada's greatest artists.
- Predict the Word\*:** **Paragraph 1:** animals; pets / three; big; cute; shaggy **Paragraph 2:** village / water; lake; river / animal; bird; eagle; hawk (1) paints (2) rooms; bedrooms; space (3) attack; problem; condition
- Find a Common Pattern:** (1) nice (2) price (3) bold (4) sold (5) tells (6) sell
- Divide and Conquer:** (1) young (2) love (3) animal (4) use (5) draw (6) strict (7) parent (8) paint (9) shock (10) publish (11) rich (12) book (13) paint (14) laugh (15) older / sisters (16) sisters / stricter / parents (17) younger (18) loves / animals (19) loves / drawing (20) painting (21) uses (22) shocked / paintings (23) laughing (24) published / books (25) richer

\*Accept any answer that makes sense.

## Crossword Solution

